

EH130/EH330 – 600 lb/1400 lb Cube Ice Machine

Prodigy® Eclipse® Remote Cooled Modular Cube Ice Maker



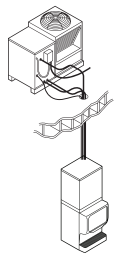
EH330 shown on beverage dispenser.



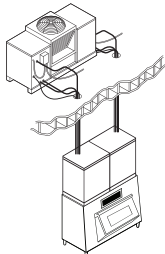
Compressor Unit



Remote Condenser



Eclipse System connected to single remote CP & condenser.



Two Eclipse Systems connected to a dual remote CP & condenser.

Features

Low height for easy installation under low ceilings and soffits.

AutoAlert™ indicator lights constantly communicate about operating status and actually signal your staff when it's time to descale, sanitize, and more-making upkeep practically foolproof.

Energy efficient design is ENERGY STAR® certified and eligible for numerous utility company rebates.

Eclipse technology moves the compressor and condenser to the roof, moving **noise and heat away from customers and workers**, resulting in a quieter environment.

An optional **advanced feature Smart-Board™** provides NAFEM data protocol and operational data that can be displayed on-screen or transmitted remotely, resulting in early alert and fast diagnosis of operating issues.

An optional **Vari-Smart™ ultrasonic ice level control** eliminates the need for bin thermostats.

24 Hour Volume Production

EH130 600 lb			EH330 1400 lb		
70°F 50°F lb/kg	Air Water	ARI 90°F 70°F lb/kg	70°F 50°F lb/kg	Air Water	ARI 90°F 70°F lb/kg
638/290		530/240	1411/641		1230/558

Dispenser Options

Model Number*	Dimensions W" x D" x H"	Application Capacity	Finish	Ship Weight lb/kg
ED200	30 x 30 x 35	200/91	SS	200/91
ED250	30 x 30 x 40	250/114	SS	300/136
IDC255	30 x 30 x 40	255/116	SS	350/159

* See Scotsman Price List for Required Bin Tops.



Cube Ice



Small Cube
3/8" x 1/8" x 3/8"
(2.22 x 2.22 x .95 cm)

Common ice form, ideal for mixed drinks.

Warranty

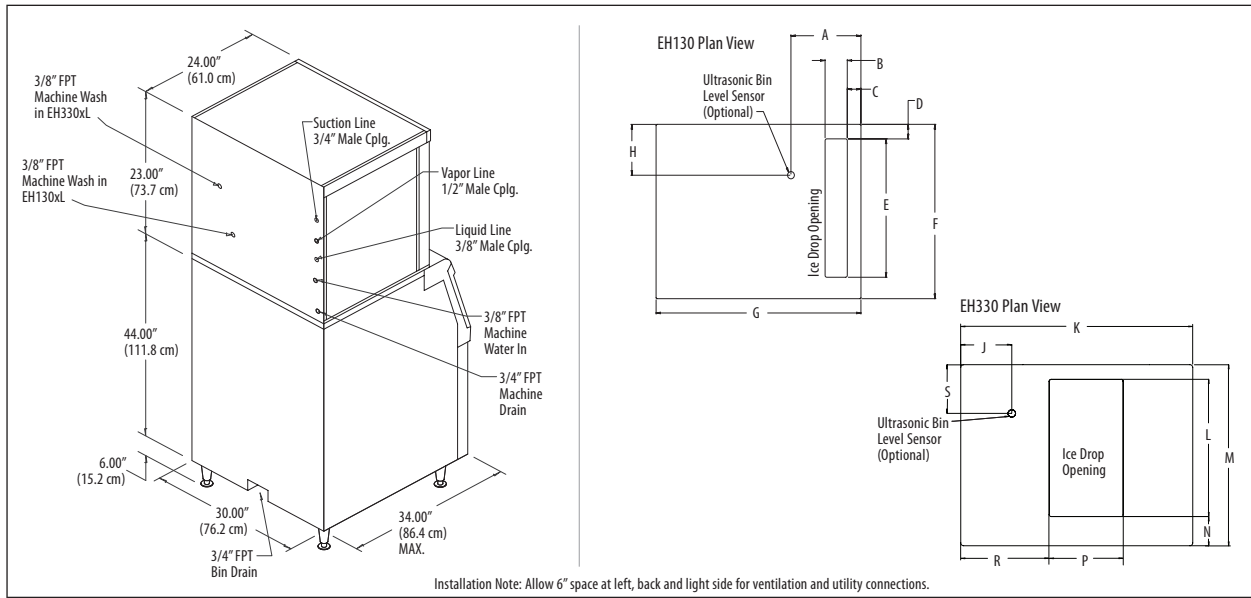
- 3 years parts and labor on all components.
- 5 years parts and labor on the evaporator.
- 5 years parts on the compressor and condenser.

Warranty valid in North, South & Central America. Contact factory for warranty in other regions.

Scotsman®

The smart choice in ice.™

EH130/EH330-600 lb/1400 lb Cube Ice Machine



Installation Note: Allow 6" space at left, back and light side for ventilation and utility connections.

Specifications

Model Number Cube size medium or small	Compressor Unit	Basic Electrical Volts/Hz/Phase	Max. Fuse Size or HACR Circuit Breaker (amps)	Circuit Wires	Min. Circuit Ampacity	Energy Consumption kWh/100 lb (45.4 kg) 90°F(32°C)/70°F(21°C)	Water Usage Gallons/100 lb (liters/45.4 kg)	
							Potable 90°F(32°C)/ 70°F(21°C)	Condenser 90°F(32°C)/ 70°F(21°C)
EH130SL-1A	-	115/60/1	15	2	Cord	-	-	-
	CO600CP-32A	208-230/60/1	15	2	10.0	5.7	18.4/69.7	-
EH330SL-1A	-	115/60/1	15	2	Cord	-	-	-
	C1200CP-32A	208-230/60/1	30	2	17.9	4.8	17.4/65.9	-
	C1200CP-3A	208-230/60/3	20	3	14.2	4.8	17.4/65.9	-

Plan View Dimensions

EH130								EH330							
A	B	C	D	E	F	G	H	J	K	L	M	N	P	R	S
10.25"	3.25"	2"	2"	19.05"	24"	30"	7"	6.65"	30"	18.3"	24"	3.9"	9.63"	11.52"	6.47"
(26 cm)	(8.3 cm)	(5.1 cm)	(5.1 cm)	(48.4 cm)	(61 cm)	(76.2 cm)	(17.8 cm)	(16.9 cm)	(76.2 cm)	(46.5 cm)	(61 cm)	(9.9 cm)	(24.5 cm)	(29.3 cm)	(16.4 cm)

All Models

Dimensions (W x D x H):

EHx30xL Unit:	30" x 24" x 23" (76.2 x 61.0 x 58.4 cm)
Shipping Carton:	33.5" x 27.5" x 28" (85.1 x 70.0 x 71.1 cm)
CP Unit:	30" x 18" x 35" (76.2 x 45.7 x 88.9 cm)
Shipping Carton:	33" x 21" x 38" (83.8 x 53.3 x 96.5 cm)
Shipping Weight:	EH130xL 150 lb. / 68 kg EH330xL 175 lb. / 80 kg CO600CP 200 lb. / 92 kg C1200CP 220 lb. / 100 kg
BTUs per hour:	8,200 (EH130); 19,000 (EH330)

Accessories

Model Number	Description
KVS	Vari-Smart™ Ice Level Control - Program ice bin levels to match ice needs.
KSB	Smart-Board™ Advanced Control - Use additional operational data for fast diagnosis.
ERC680-32A	Remote Condenser for EH130, 208-230/60/1
ER2C6810-32A	Remote Condenser 2xEH130, 208-230/60/1
ERC1086-32A	Remote Condenser for EH330, 208-230/60/1
ER2C1316-32A	Remote Condenser 2xEH330, 208-230/60/1
3RTE20-EH	Line set, Precharged 20ft. Prodigy Eclipse R-404A
3RTE35-EH	Line set, Precharged 35ft. Prodigy Eclipse R-404A
3RTE50-EH	Line set, Precharged 50ft. Prodigy Eclipse R-404A
3RTE75-EH	Line set, Precharged 75ft. Prodigy Eclipse R-404A

Scotsman recommends all ice machines have water filtration. See Scotsman Sanitation Matrix for details.

Operating Requirements

	Minimum	Maximum
Air Temperatures	50°F (10°C)	100°F (38°C)
Water Temperatures	40°F (4.4°C)	100°F (38°C)
Remote Cond. Temps	-20°F (-29°C)	120°F (49°C)
Water Pressures	20 PSIG (1.4 bar)	80 PSIG (5.5 bar)
Electrical Voltage	-5%	+10%

Specifications and design are subject to change without notice.

= ENERGY STAR®

Scotsman Ice Systems
775 Corporate Woods Parkway
Vernon Hills, IL 60061

1-800-SCOTSMAN
Fax: 847-913-9844
E-mail: customer.service@scotsman-ice.com

www.scotsman-ice.com